













South Charlotte — Historical Data since 1997

Average price per square foot			
1997		\$74.36	32 total sales
1998		\$82.54	76 total sales
1999		\$85.53	51 total sales
2000		\$92.49	63 total sales
2001		\$93.05	74 total sales
2002		\$95.26	83 total sales
2003		\$94.83	86 total sales
2004		\$98.86	87 total sales
2005		\$106.35	121 total sales
2006		\$122.79	124 total sales
2007		\$150.72	97 total sales
2008		\$149.02	67 total sales
100.41% appreciation			

Prepared by:
 Frank Pixley
 Southern Winds Realty

frank@southernwinds.com